

Personal Financial Engineering

Terrence Ho

April 29, 2020

Contents

1	Introduction	4
2	Goals	4
2.1	Keep up with Inflation	4
2.2	Maximize the Cross-section of Safety and Risk	4
2.3	Financial Independence and Early "Retirement"	4
3	Financial Setup	4
3.1	Emergency Fund	4
3.2	Financial Tiered Setup	5
3.2.1	Checking Account	5
3.2.2	High Yield Savings Account/Money Market Account	5
3.2.3	ISeries Bonds	6
3.2.4	Laddered CDs	6
3.2.5	Investment Accounts	6
4	Investments	7
4.1	Active Management vs Passive Management	7
4.2	Which Index Funds?	8
4.2.1	3-Fund Portfolio and Asset Allocation	8
4.2.2	Factor Investing and DFA	10
4.2.3	Factor Investing Asset Allocation	15
4.3	Account Types and Asset Location	16
4.3.1	401k/Roth 401k	16
4.3.2	IRA/Roth Ira	18
4.3.3	HSA	19
4.3.4	529	20
4.3.5	Taxable	20
4.3.6	Asset Location	20
4.4	Home Country Investment Bias and International Investing	21
4.5	Why Dividends are Irrelevant	22
4.6	Downside Protection and Investment Hedges	22
4.6.1	Gold	23
4.7	Other Investing Topics	23

5	Taxes	23
5.1	Tax Brackets	23
5.2	Tax Refunds	24
5.3	Free Tax Filing Software	24
5.4	Standard and Itemized Deductions	24
5.5	Tax Loss Harvesting	25
5.6	Private RSUs	25
5.7	Startup Options	26
6	Managing Your Credit	26
6.1	Credit Report	26
6.1.1	Free Credit Reports	27
6.2	Credit Score	27
6.2.1	Different Credit Scores	28
6.2.2	Free Credit Score Options	28
6.3	Credit Freezes	29
7	Insurance	29
7.1	Health Insurance	29
7.2	Life Insurance	29
7.2.1	Term Life Insurance	30
7.2.2	Whole Life Insurance	30
8	Financial Advisors	30
8.1	Fudiciary Advisors	31
8.2	Fee Only Advisors	31
9	Advanced Investing	31
9.1	Efficient Market Hypothesis	31
9.2	Risk Premium	32
9.3	IPO Investing?	32
9.4	Currency Hedges	33
9.5	Real Estate	33
9.5.1	Buying vs Renting	33
9.5.2	REITs	33
9.6	Index Funds vs ETFs	34
9.7	Lump Sum into the Market?	35
9.8	Money Market Mutual Funds	35
9.8.1	Money Market Account vs Money Market Mutual Funds	35
9.8.2	"Breaking The Buck"	36
9.9	Environmental, Social, and Governance Investing (ESG)	36
9.10	Leveraged Investing	37
10	Misc	38
10.1	Credit Union vs Banks	38
10.2	Fidelity Cash Management	38
10.3	High Interest Rewards Checking Accounts	38
10.4	Other Good High Yield Savings Account Options	39
10.4.1	Patelco Credit Union Reverse Tier Money Market	39

10.4.2	DCU Primary Savings	39
10.4.3	Other Options	39
10.4.4	Prepaid Savings Accounts	39
10.5	Churning	40
10.5.1	Credit Card Churning	40
10.5.2	Bank Account Churning	40
10.6	Financial Management Resources	41
10.6.1	Budgeting	41
10.6.2	Other	41
11	Acknowledgements	41

1 Introduction

This was a collection of personal finance notes written for myself. It has since been edited for public consumption. All opinions are my own. I am not affiliated with anything I link to in this guide, hence my financial interests are aligned with you, the reader. Most opinions are well researched, and I purposely link to all my sources so that you can inform yourself as well.

If you have any questions or suggestions, drop me an email at terrenceho.books@gmail.com! I'd love to hear from you.

2 Goals

I attempt to structure my financial goals with my life goals. This maximizes the chance that I will have what I consider a fulfilling life. The following are some of my financial goals to help me accomplish some life goals.

2.1 Keep up with Inflation

Inflation is the measure of which the price of goods increases overtime. The value of \$1 buys less and less as time goes on. Inflation is quoted at approximately 2% a year. Hence your buying power decreases by 2% a year. If you don't actively grow your money, you actually lose money. Throwing money under a mattress is actually costing me money.

Therefore, my goal is to preserve some of my capital, so that time does not at least work against me. At the very least, I should not lose buying power to inflation.

2.2 Maximize the Cross-section of Safety and Risk

There is no free lunch. The easiest way to keep your money risk free is to stash it under your mattress. (It could be argued that actually carries some risk, because if your house burns down then all your money is gone too.) Doing this exposes us to the inflation risk, that our money loses value over time. We have to take risks in order to grow money and achieve some safety. However, with proper diversification and capital allocation, when can grow our funds while managing risk appropriately. Thus my goal is to achieve some financial safety for my capital while taking the appropriate risks to grow my capital.

2.3 Financial Independence and Early "Retirement"

Financial Independence (FI) is the status of having enough capital to pay for your expenses for the rest of your life without having to be dependent on employment income or others. You live off passive income sources, withdrawing a **portion of your portfolio every year**. Financial independence should be able to withstand market downturns.

Tied with Financial Independence is Early Retirement; the status of being able to quit your job due to being financially independent. I like being able to do my own things on my own time.

3 Financial Setup

3.1 Emergency Fund

The concept of an emergency fund is that everyone needs a relatively liquid amount of capital that is not touched unless you have some financial emergency that people cannot pay out of pocket with

their normal cash flow. For most people, 3-6 months of expenses is good. 9+ months may be necessary if your income is unstable. One month of expenses means everything you need to survive for a month, including rent, food, etc.

What you should not do is invest your emergency fund, because in a market downturn, you want your money to be available; the major risk of investing your emergency fund is having to sell when the market is down (locking in losses) and you may lose your job at the same time, which doubly compounds your worries.

3.2 Financial Tiered Setup

This is my planned financial setup, ranging from most liquid and least risk to most illiquid and most risky. I aim to hold at least one month's worth of cash on hand to cover immediate expenses.

For my emergency fund, I plan on having a mixture of accounts saved in high yield savings accounts. My emergency fund should hold around 3-4 months of savings to be used in emergencies. Lastly, the majority of my money goes into various taxable and tax-advantaged accounts.

3.2.1 Checking Account

The benefit of a checking account is that you can withdraw as many times from the checking account as you want. It is not limited by law, unlike savings account. Because the cash in your account is so liquid however, checking accounts often pay little interest. As of April 2020, the average checking account has an interest rate of 0.01% APY. This amount is so negligible that it is practically zero. Putting all your cash in a checking account is not advisable, since over time inflation eats away at your spending power. But you do want some cash in your checking account, so that if you need some funds right away, you always have some money available.

Ideally, checking accounts have no enforced minimums and zero fees. Bonus points for mobile checking. Good checking accounts refund ATM fees as well.

The following are checking accounts that are widely available, have quick access to your funds, and pay an interest rate slightly higher than the average:

- **Fidelity Cash Management**: checking account with the potential APY of a savings account. Check out my thoughts [here](#).
- **Ally Bank Checking**: 0.1% - 0.5% APY
- **Alliant Credit Union**: 0.25% APY
- [Some checking accounts pay up to 5% APY with some strings attached](#)

3.2.2 High Yield Savings Account/Money Market Account

High Yields savings accounts are savings accounts that can pay many times more interest for your money compared to normal savings accounts. Some high yields savings accounts have paid 2% or so in the past, compared to 0.1% that is common for most banks. As of April 2020, high yields savings accounts range from 1.5%-1.75% APY. High yields savings accounts are usually offered by online banks, which do not have physical branches, but you can do most banking (except depositing cash) with your online bank. Because they don't have to pay for physical branches, they can afford to pay higher interest yields.

Savings accounts are less liquid because you can only withdraw money 6 times a month before incurring fees, according to federal law. Hence, you should not pay your bills out of your savings accounts, but store money for your emergency fund, which you should not be using day to day.

I find most of my information from [Doctor of Credit's High Yield Savings List](#), an invaluable resource. The list is updated constantly, and has user reviews and comments that add details for each account. A good default bank to open is [Ally Bank High Yields Savings](#), but you should review rates every once in a while to see if you should switch to a higher paying account. Also keep in mind [bank account bonuses](#).

3.2.3 ISeries Bonds

A less liquid way to store cash would be to buy [ISeries bonds](#), bonds that at the very least match inflation. They have two components to their interest rate: the variable inflation rate and a fixed rate. Therefore, these bonds are guaranteed to at least keep up with inflation, with some possibility of profit based on the fixed rate. These bonds cannot be sold on a secondary market. You can only buy and sell from the U.S. government on their (shitty looking) website.

Liquidity wise, ISeries bonds cannot be sold within the first year they are bought. They can be sold after the first year, but if you sell the bonds before the full maturity date, then you lose the last three months of interest. I believe ISeries bonds usually lock up your money for up to 5 years. You can [rotate ISeries bonds with a ladder](#), but its a complicated setup that doesn't have much greater yield than a high yields savings account.

If you put money into ISeries bonds, they should not be considered part of your emergency fund; they are not liquid enough to sell if you really need money. They are a decent option to park money for short-medium lengths of time, but the fixed interest rate ISeries bonds provide generally is not too high, due to the inflation protected nature.

3.2.4 Laddered CDs

Certified deposits lock away your money for a certain time period and also locks in a certain interest rate. CD yields can be higher than high yields savings accounts, but prevents you from withdrawing your money without penalties. CDs can protect you when interest rates drop, but also prevent you from getting a better yield if interest rates rise above your CD rate. You get your money + interest at the end of the CD's life.

An alternative to having bonds in your emergency fund, at the expense of liquidity, is to have a [CD ladder](#). The idea is to have a revolving set of CDs, so that you always have some cash that is available each year. Each year, when the next CD is about to expire and release some more of your money, you lock in another CD with your current money. For example, you can have five 5-year term CDs, and each year you revolve around having these CDs.

I don't favor this idea, because it requires a good amount of money to have adequate CD rotation. Moreover, CD rates aren't exactly too much higher compared to regular savings or money markets accounts in exchange for much less liquidity.

3.2.5 Investment Accounts

A longer treatment of various [investment](#) strategies is below. Here are some brokerage options. Honestly, there's not much difference between brokerages. Most of them have free commission and access to most securities you will want to hold.

1. [Vanguard](#)

The granddaddy of cheap index funds offerings. I use Vanguard as my broker. They have cheap fees, and their admiral index funds are only available to Vanguard users. That said, their ETFs are just as cheap as the admiral index funds and are available to everyone.

I also like their ownership structure. They are owned by its funds, which are in turn owned by their customers. Their interests are aligned with the customers (supposedly anyway) and so should do the right thing for their customers in the long run. Additionally, they were founded by Jack Bogle, one of the initial believers in index funds.

Note that Vanguard's money market mutual funds are usually considered the best, they have low costs and higher yields than other funds. If you want a place to park cash temporarily, then [VMMXX](#) is a great option.

2. Fidelity

I don't use Fidelity, but Fidelity does have some interesting exclusive [zero cost mutual funds](#). If you are attracted to low expense ratios, then use Fidelity. You can't access these outside of Fidelity. Do note that these funds don't track an outside index like the S&P 500, but Fidelity's own custom index, which may outperform or underperform the S&P 500 ([tracking error](#)).

I believe Fidelity's total market and S&P 500 funds have slightly lower costs than Vanguard's but their overall cost is higher if you want to get into some slightly less well known stuff, especially small cap and value indices if you are [factor investing](#).

3. Some other brokerage options

- [Charles Schwab](#)
- [M1 Finance](#)
- [ETrade](#)
- [Robinhood](#)

4 Investments

This is a very long section, because investing is a complicated topic. There are many styles and beliefs in investing, and I try to cut through them to find out what is true and false. In this section, I cover active management vs passive management, which index funds to choose, various retirement accounts, international investing, dividends, and socially responsible investing.

More importantly, I try to find sources for what I believe, especially academically reviewed financial papers. I believe that there is a right way to invest based on historical data and research. It is also important to not invest emotionally, but intelligently.

4.1 Active Management vs Passive Management

I prefer to invest in low cost, broadly diversified index funds. My belief is back by academic review evidence, detailed below. Feel free to skip this section if you already passively invest for the long term.

Active Management is the belief that a skilled manager can accurately pick stocks to grow capital in *excess* of the market. Market benchmarks are typically considered as broad indices of stocks, such as the famed S&P 500 or a total market index. Because active management requires skill, actively managed funds often have higher fees associated with them (in the 1-3% range). Because

actively managed funds have such high fees, they must return profits in excess of the market in addition to the fees they charge customers.

Passive Management is the belief that because stock picking is so hard, investing in the overall market itself is the best way to gain a risk-adjusted profit in the long term. Because there is no active stock picking to be done, index funds have much lower fees ([Vanguard's fees](#) for the S&P 500 is just 0.04% per year).

Buffet famously offered a [1 million dollar bet against hedge funds](#), claiming that the S&P 500 would out perform the hedge funds. Buffet won by a large margin, where the S&P 500 beat all the hedge funds in all years except in the beginning of the 2008 financial crisis. Of course, Buffet was helped out by an extraordinarily long bull run.

Eugene Fama and Kenneth French's paper titled [Luck versus Skill in the Cross-Section of Mutual Fund Returns](#) sampled 3165 mutual funds between 1984-2006 and found that very few actively managed funds even managed to cover their cost, let alone produce profits in excess of the market. According to Morningstar, who tracks the [performance](#) of actively managed funds and compares them to passively managed funds, found that only 38% of actively managed funds outperformed passive index funds in 2017. Only 24% of actively managed funds actually beat their passive rivals in longer time horizons of 10+ years.

Some actively managed funds will beat the market. But you cannot tell which actively managed funds will beat the market in the future. One of the most important things to realize is that past performance does not indicate future performance. The [Tiger Fund](#), formed in 1980, spent 18 years beating the S&P 500, managing about 30% returns every year. The following 2 years, the fund lost roughly half its value and closed its doors. The lesson to be learned is that stellar performance does not predict future stellar performance. Indeed, returns can be easily reversed while trying actively managed strategies.

TLDR: pick passively managed, low cost, diversified index funds.

4.2 Which Index Funds?

So I've gone on and on about why I invest with cheap passively managed index funds. Unfortunately, *not* all index funds are born equal. Some funds and types of securities have produced better risk-adjusted returns in the long run. Here I go over how to select certain types of index funds.

4.2.1 3-Fund Portfolio and Asset Allocation

The 3 fund portfolio is the classic [Bogleheads](#) portfolio; the default portfolio that is recommended to new investors. You can't really go wrong with this portfolio. It is assumed that all investors should hold domestic U.S. stocks, international stocks, and U.S. bonds. Thus, we construct the portfolio to have these three things. The Bogleheads wiki has information on which specific funds can qualify.

The 3-fund portfolio, as passionately advocated by [Taylor Larimore](#), is very simple and easy to maintain, very diversified (almost 15,000 securities worldwide), very low expense ratios, very low turnover costs (selling and buying securities causes taxable events that are passed onto customers), no tracking error, no front-loaded costs, and essentially guaranteed to perform as well as the market.

The 3-fund portfolio is probably the most efficient portfolio that tracks the market. Statistically, a market portfolio will outperform an actively managed portfolio in the long run. A 3-fund portfolio is therefore the best portfolio who want long term growth without taking on any extra risk.

1. Total Market Index

A Total Market Index tracks all publically traded U.S. corporations, weighted by their market cap. Thus, I consider this index to be better than a S&P 500 index, since the Total Market includes all those 500 companies, but many more companies to increase diversification, though it is still heavily weighted towards the biggest companies. Diversification reduces risk and also increases returns. Additionally, they include some small cap companies, which we see later improves returns in the long run.

2. Total Bond Index

I recommend that young investors start out with zero allocation to bonds, because the time horizon is much longer and we can stomach market downturns in order to maximize our long term gains. When you start getting older, then you should allocate more to bonds, to reduce risk as you get closer to retirement.

However, bonds play an important role in a portfolio, because while their returns are not as stellar as equities in the long run, their downside potential is consequently much less compared to equities. In a downturn, bonds values are much more stable and may even see prices increase. Thus, an investor should consider how much risk they can tolerate when deciding their bond allocation.

3. International Index

An international index tracks all stocks traded outside of the U.S. It is important to invest internationally; see my reasoning [below](#). A good international index should track both developed markets (Europe, Japan, etc) and also emerging markets (China, India, Brazil, etc).

4. The three funds

I would choose (using Vanguard ETFs) the following (90/10 means 90% stocks and 10 % bonds). The more bonds, the more conservative but more stable your long term investments are. The more equities, the your long term holdings should experience more growth. As you age and near retirement, you should increase your bond holdings over time.

Ticker	Name	Expense Ratio	100/0	90/10	80/20	70/30	60/40
VTI	Total Stock Market ETF	0.03%	50%	45%	40%	35%	30%
VXUS	Total International Stock ETF	0.08%	50%	45%	40%	35%	30%
BND	Total Bond Market ETF	0.035%	0%	10%	20%	30%	40%
Total ER			0.055%	0.053%	0.051%	0.049%	0.047%

On average, with an 80/20 portfolio, you would pay \$5.10 dollars per year to expense ratios per \$10,000. This is very cheap. The goal is to minimize costs, because they are a **significant factor reducing** your long term growth potential. In comparison to an actively managed portfolio that charges 1-2%, you would be paying \$100 dollars every year per \$10,000; the actively managed portfolio must outperform the total market index by 1% each year in order to break even before even starting to consider excess returns.

All in all, this is a very cheap and easy to maintain portfolio that should suit most passive investors.

4.2.2 Factor Investing and DFA

While a 3-fund portfolio is a simple option that is easy to allocate to, it potentially misses out on maximizing certain stock characteristics that produce greater risk-adjusted returns in the long run. There are called factors, first introduced by Fama and French in their famous paper describing the **3-factor model**. Since then, the number of factors has been expanded.

A simple way to think about factors is that they are a set of characteristics that are applicable to a broad range of asset classes in each security, across most of the financial time data we have available to us. Factors explain more of the differences between individual stock returns and the overall market. The goal of factors is to help "tilt" a portfolio towards equities and securities that produce better risk-adjusted returns in the long run. By risk-adjusted, it means by holding these types of securities, you expose your portfolio to more risk but in return you receive more returns in the long run. We are trying to optimize for risk-adjusted returns by selecting classes of securities that perform better in exchange for being riskier, in the hopes that overtime, taking on more risk produces more returns.

This may sound a little like active management; didn't we just go through a whole bunch of evidence that active management sucks? The difference here is that we are not trying to pick individual stocks to beat the market. We are overweighting certain asset classes because the data tells us that they have produced higher returns. However, these higher returns don't come out of nowhere (there is no free lunch). The higher returns are compensated with higher downside risk.

Another difference from active management is that factor investing is evidence based investing. The factors have been chosen based on statistically significant advantages based on historical data. When we choose to tilt our portfolio in a certain way, it is due to evidence rather than gut feeling that a certain type of stock will perform in a certain way.

There is of course the maxim "past performance does not indicate future performance." Hence, there is the risk attached to factor investing. There is the possibilities that factors do not exhibit a positive premium in the future. But because there are risk-based explanations for why factors produce higher returns, there is reason to believe that factors will continue to produce higher premiums in the future. If a factor was based on human behavior, then we would expect a factor disappear once it is discovered, much like how most arbitrage opportunities disappear once they are widely known. But if it is a risk-based advantage, then factors should be priced into the market for their risk.

I am going off of the factors that **Dimensional Fund Advisors** (DFA) targets. DFA was started to create factor tracking indices, and both Fama and French (the researchers who first proposed the efficient market hypothesis and evidence based investing) are advisors on the DFA board. DFA only includes factors when the evidence for a particular factor is present after thorough research.

1. Small Cap Premium

The small cap premium states that small companies grow longer over long time horizons. Figure 1 shows the returns small vs large stocks from 1926-2000. (Data provided from <http://www.efficientfrontier.com/t4poi/Ch1.htm> who in turned sourced it from Kenneth French.) The growth of \$1 is shown in the table below.

Table 1: Ending Wealth and Annualized Return of Small and Large Stocks from 1929-2000. **Source**

	End Wealth	Annualized Return
Small Stocks	\$5,522	12.35%
Large Stocks	\$2,128	10.91%

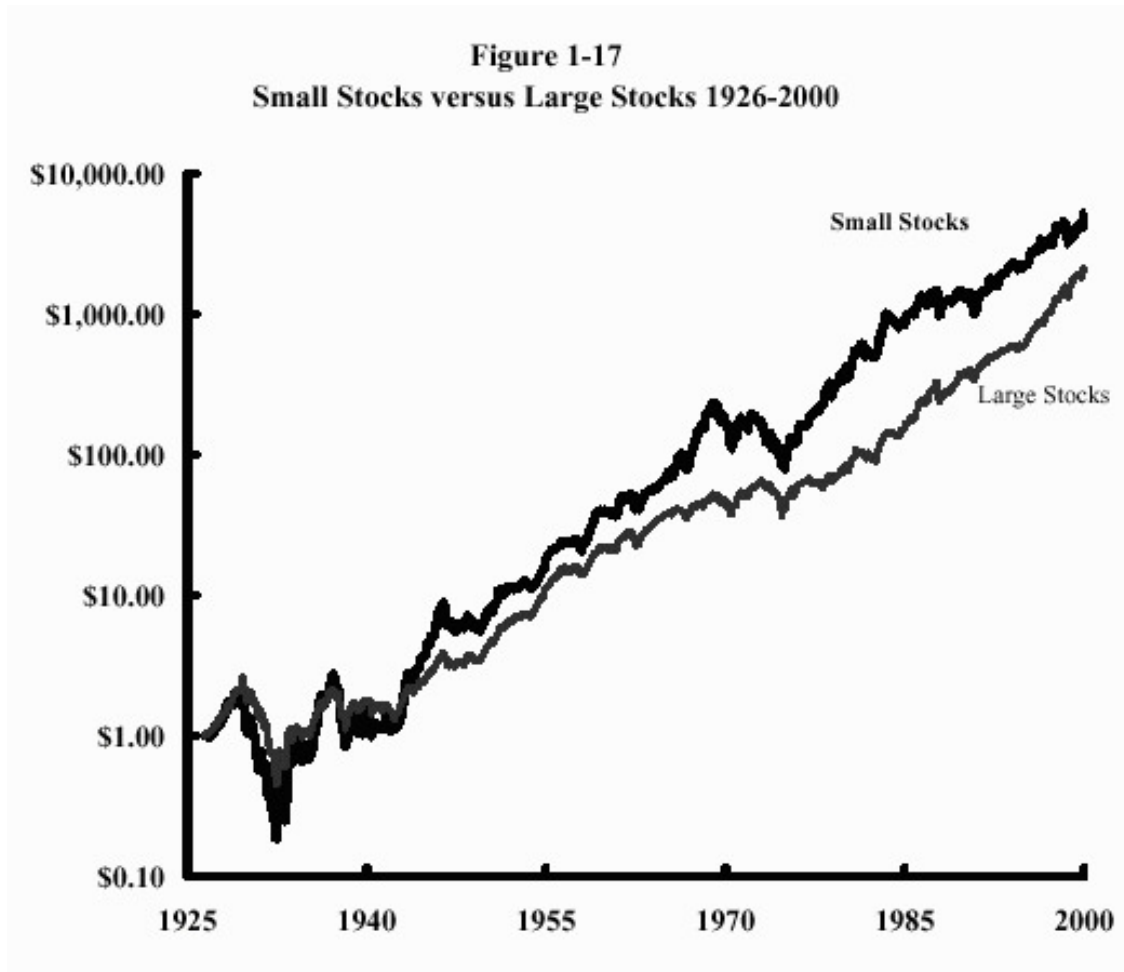


Figure 1: Growth of Small Stocks vs Large Stocks from 1926-2000. [Source](#)

As shown, small stocks performed better over the long run. This advantage is not extreme, only about 1.5% difference annually compared to large cap stocks. However, 1.5% more return over 75 years resulted in more than twice the ending wealth. (Small cap stocks are usually defined as market cap valuations of \$2 billion or less.) Of course, this is not without more risk. During the Great Depression and the 1970s bear markets, small stocks sustained higher losses. But even with that the end result for small stocks is greater.

Let's take a look at small caps vs large caps from January 1972 to March 2020 on this [portfolio visualizer that you can try yourself](#). Instead of the growth of \$1, we have a starting wealth of \$10,000, and an additional investment of \$1,000 each year. Figure 2 represents this graph.

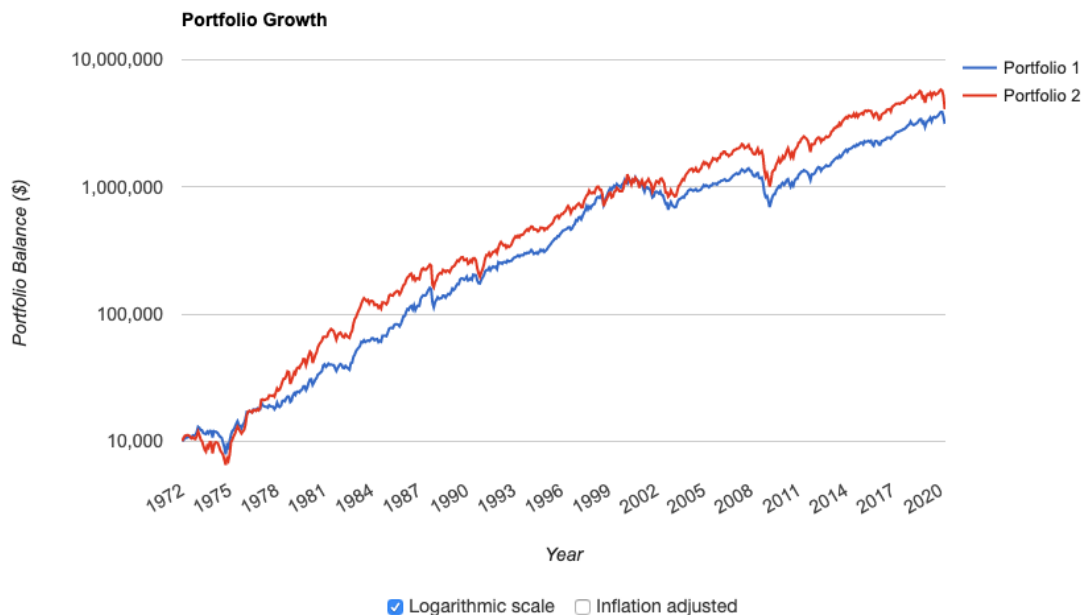


Figure 2: Small vs Large Stocks from 1972-2020. Portfolio 1 represents large caps, Portfolio 2 represents small caps.

We see once again that while small caps (Portfolio 2 in 2) have larger drawdowns during market downturns (hence more short-term risk), in the long term small caps have had substantially more growth. The ending wealth for Portfolio 1 (large caps) was \$3,130,817, while the ending wealth for the small caps was \$4,075,183. In this case, the small caps portfolio represented an advantage of 0.62% per year.

The risk based explanation for the power of small cap stocks is that they have more room to grow their market cap, yet as small companies they have fewer resources to grow that with, which represents risk. However, with more to grow compared to large cap stocks, over time small cap stocks have greater risk-adjusted returns.

The small cap premium has been detailed since the 1980s. There are index funds that try to deliver the small cap premium, which are available to retail investors.

2. Value Premium

The other premium included in the original Fama-French 3-factor model was value. Value stocks are commonly cited as companies with low price-to-earnings ratio or price-to-book

ratio.

It is contradictory to think about, but good stocks are bad in the long run, and bad stocks are good in the long run. Growth stocks (high P/E ratio) have much less potential to return more over time, either because they are expected to grow more over time with less risk, or they are already a safe company with an exceptional track record.

However, riskier companies that have not yet proved themselves yet are riskier. Therefore, *we should expect riskier companies to have higher returns!* Otherwise, we would never invest in a riskier company. Another way to think about it is that as value companies, their price is lower because they have more room to grow, if they overcome the risks that their business faces. However, this higher return is far from guaranteed, hence the risks. The fact that bad companies produce more returns is a very counterintuitive point.

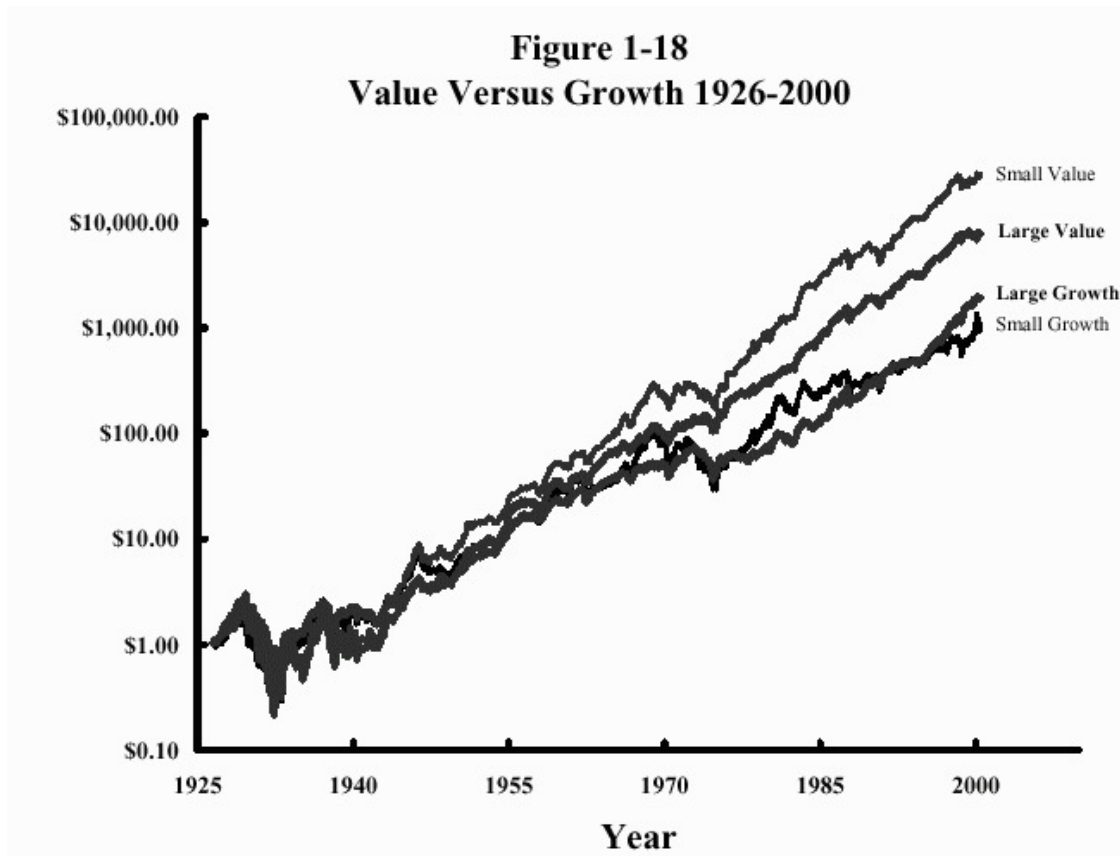


Figure 3: Value vs Growth stocks from 1926-2000. [Source](#)

We can see the value premium in action in Figure 3. Do note that the y-axis of the graph is on a logarithmic scale.

When we combine the value and small cap premium in Figure 3, we see that small cap value companies far outstrip the other asset classes. In fact, the small cap premium is more pronounced when we remove the bad small growth stocks that were dragging down returns. The theory why small growth underperforms by so much is that people are expecting these companies to blow up and become the next hottest thing; their stock price is driven up prematurely, and so they have almost no room to grow. As a small company already, they

face more dangers and risks compared to larger companies, and so when they fail to meet risk-adjusted growth expectations, their price falls dramatically, causing underperformance.

The value advantage is also present in international stocks. Fama and French looked at Value vs Growth abroad; I have taken the liberty of replicating that data in Table 2. In almost every country, value has beaten growth over longer periods of time. The advantage in less developed markets is often even more pronounced.

Table 2: Value vs Growth in International Markets. [Source](#)

Country	Value	Growth	Value Advantage
Japan	14.55%	7.55%	7.00%
U.K.	17.87%	13.25%	4.62%
France	17.10%	9.46%	7.64%
Germany	12.77%	10.01%	2.76%
Italy	5.45%	11.44%	-5.99%
Netherlands	15.77%	13.47%	2.30%
Belgium	14.90%	10.51%	4.39%
Switzerland	13.84%	10.34%	3.50%
Sweden	20.61%	12.59%	8.02%
Australia	17.62%	5.30%	12.32%
Hong Kong	26.51%	19.35%	7.16%
Singapore	21.63%	11.96%	9.67%
Average	16.55%	11.27%	5.28%

You can try out value asset comparisons on portfoliovisualizer.com. I have linked a comparison of large-cap value, mid-cap value, and small-cap value U.S. stocks from 1972-2000.

Due to all the evidence presented, we should heavily favor cheaply priced value companies for our long term portfolio. The value premium has been detailed since the 1990s. There are index funds that try to deliver the value premium, which are available to retail investors. There are also index funds that combine the small cap and value premium, to capture the best possible risk-adjusted returns.

3. Profitability Premium

According to [MSCI's research](#), profitable firms have had higher returns over time compared to firms with less profitability. Alpha Architect has found that the profitability factor is **robust and pervasive**, i.e. it appears across various regions and has a long history. The profitability factor is well proven.

In market downturns, profitable companies are more likely to survive intact and turn their profitable cash flows into higher earnings; this could be as simple as continuing to give out dividends/engage in stock buybacks. The profitability factor may act as a hedge against market downturns; this is further amplified by their findings that profitability factor has a negative correlation with the value factor. During market downturns, risks in the system are more exposed and vulnerable firms are hit harder with risks.

Another way of thinking about the profitability factor is that given two stocks that trade at the same relative price, with the same size, price to earnings ratio, etc, but one company earns more money. If that company earns more profits, shouldn't it be a less risky stock to hold? On the contrary, even though the company is more profitable than the other, the market has

deemed it more risky, the market has discounted the future cash flows of that company so that they are in line with less profitable company. Therefore, we should want to pay less for the riskier company, in order to capture a greater return. Like with the value factor, the profitability factor is somewhat counter-intuitive.

It is difficult to capture the profitability premium, because there are no retail profitability funds that adequately integrate with the value factor. Implemented naively, they cancel each other out (profitable companies are usually classified as growth stocks).

4. Investment Premium

The investment premium states that companies that reinvest their earnings conservatively into themselves outperform companies that aggressively invest in themselves. The 2015 paper [Digesting Anomalies: An Investment Approach](#) details the investment premium, showing that it is both robust and pervasive. Fama and French have since incorporated both the investment and profitability premium in their [Five-Factor asset pricing model](#). It is worth noting that DFA has agreed with the investment factor and incorporated it into its index funds.

Again, the investment factor is somewhat counter-intuitive. Dimensional's [blog puts it succinctly](#): "However, not all profits are returned to shareholders because companies may make investments. Therefore, expected investment lowers expected future cash flows to shareholders, holding expected future profits constant." If two companies trade at the same price, but one must reinvest more money into itself to maintain the same profit levels, then the market has already priced the aggressive reinvestment into the price of that stock and lowered future returns.

However, it is still hard to capture the investment premium for retail investors, since it was discovered in 2015, and only validated in 2019.

5. Default and Term Premiums (Bonds)

These premiums are also not worth worrying about, because the goal of bonds is to reduce risk, rather than maximize returns. Though they exist, equity factors produce better risk-adjusted returns were we to take on more risk. I have not done much research into bond factors, but those who are interested can take a look at the [original paper](#) by Fama and French. I believe the essence is that riskier bonds (lower credit ratings) with higher default rates and long bond terms (interest rates vary more over longer periods) have provided higher returns in the long run.

If you view bonds as the safer part of your asset allocation, avoiding default and term premiums is probably a better idea, because in market downturns, bonds should act as your safety buffer. You don't want higher risk bonds causing your bond portfolio to drop along with your stock portfolio.

4.2.3 Factor Investing Asset Allocation

The best place to access factor-titled funds is through [Dimensional Fund Advisors](#). DFA funds have usually captured factor premiums better than other funds, as shown in this example [featuring small cap value funds](#). Unfortunately, one can usually only access DFA funds with selected financial advisors. Factor investing is inherently more risky; investment factors can [underperform for up to a decade](#), before roaring back to life. Dimensional's [blog post succinctly](#) summarizes how the value premium seemingly did not appear for the 20 year periods ending in 2000, but in the 20 year periods ending in 2001, the value premium appeared extremely positive. In one year, it was able to

turn around 20 years of bad returns. DFA wants to avoid expensive reshuffling of their portfolios if clients withdraw funds en masse during market downturns; hence they rely on associated financial advisors to [keep investors invested](#) during bad time periods. (If you want to explore DFA funds, I have found an interesting company called [FPL Capital](#) who charges only a flat fee of \$1,000 and allows you to access DFA funds.)

That being said, I have created a simple portfolio that attempts to target the value and small cap factors using funds available to retail investors. Targeting the small-cap and value factors is easiest for retail investors because those factors have been around since the 1990s and are much more researched. The other equity premiums do not have easily tracked indices yet. A lot of credit goes to [Ben Felix](#) and his [Rational Reminder portfolios](#). You can also find other portfolios at [Paul Merriman's website](#).

Ticker	Name	Expense Ratio	100/0	90/10	80/20
VTI	Total Market Index	0.03%	25%	22.5%	20%
VIOV	S&P Small Cap 600 Value	0.15%	25%	22.5%	20%
VEA	International Developed Markets	0.05%	10%	9%	8%
VWO	FTSE Emerging Markets	0.12%	15%	13.5%	12%
VSS	FTSE All-World ex-US Small-Cap ETF	0.11%	25	22.5%	20%
BND	Total Bond Market	0.035%	0%	10%	20%
Total ER			0.09250%	0.08675%	0.08100%

This portfolio is slightly more complicated than the 3-fund portfolio, and has a higher expense ratio (largely due to our higher allocation to emerging markets and small cap value). However, it does tilt more towards small-cap value (from VIOV), with a quarter of our equities allocation in small-cap value. Another quarter captures the broad U.S. market, with half our equities portfolio domestic to the U.S.

The other half is international stocks. I choose to overweight emerging markets since its probably countries like China and India will have good growth (which might be an irrational bias honestly). I use a combination of VEA + VWO, which holds 9019 securities total, while VXUS only holds 7429 securities, so this combination increases diversity. Lastly, a quarter of our portfolio is allocated to small-cap international stocks, for more factor tilting. In [backtests](#), small-cap international has beaten the U.S. market from January 2000 to March 2020.

In this [backtest](#), I compare my 80/20 portfolio with a comparable 80/20 three fund portfolio. The results seem better in the long term, even accounting for the slightly higher costs. The end growth is shown in [Figure 4](#).

4.3 Account Types and Asset Location

There are many different types of accounts where you can store your assets, some of which have various tax advantages. Where you put your assets usually depends on how you want to optimize your taxes.

4.3.1 401k/Roth 401k

A (Roth) 401k plan is a company sponsored retirement plan that employees can contribute to. Traditionally, companies often match up to a certain limit of your contributions (if they match 50%, then every dollar you put into your 401k, the company puts in 50 cents). The company match is free money, so always at least contribute enough to get at least the match.

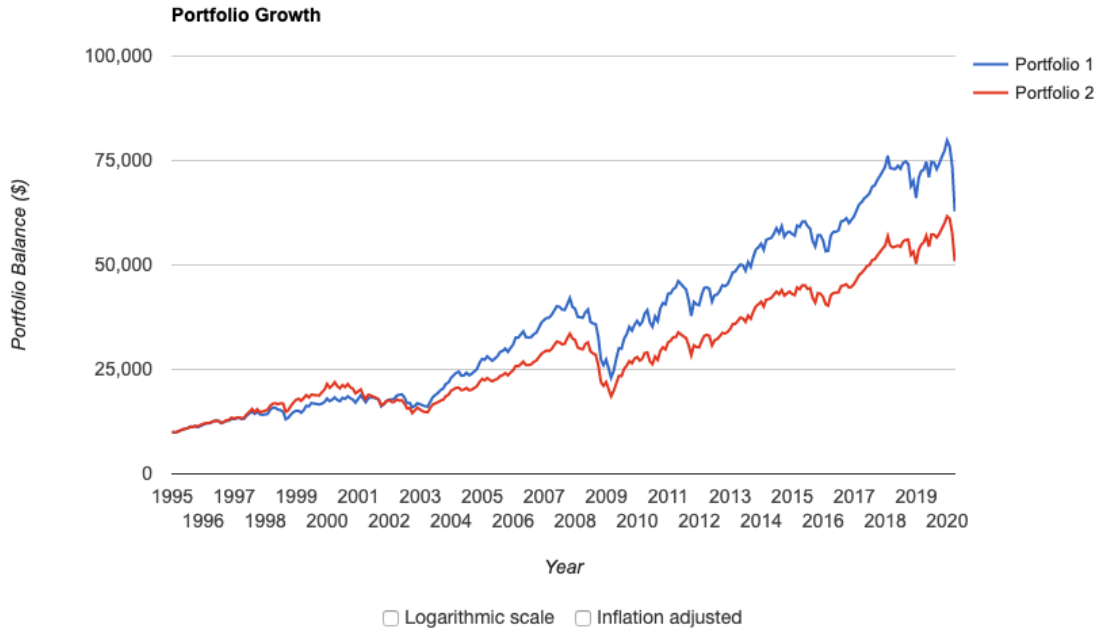


Figure 4: Factor Tilted (Portfolio 1) vs Three-Fund (Portfolio 2) 1995-2020

You can contribute up to \$19,500 per year, and workers older than 50 can contribute an extra \$6,500 more for a total of \$26,000. If you contribute to both Roth 401k and the traditional 401k, you can still only contribute up to the limit combined.

1. Tax Treatment of Contributions

- 401k: Contributions are made pretax, which lowers your taxable current gross adjusted income.
- Roth 401k: Contributions are made after tax, which does not affect your taxable current gross adjusted income. All employer contributions are made pretax.

2. Tax Treatment of Withdrawals

- 401k: Withdrawals are taxed at regular income tax levels.
- Roth 401k: No taxes on any withdrawals or capitals gains.

3. Withdrawal Rules

- 401k: Distributions are penalized by 10% if withdrawn before $59\frac{1}{2}$ (in addition to normal taxes!) except for certain IRS **exceptions**. Consider your money locked up until retirement.
- Roth 401k: For qualified distributions and if the account has been owned for at least 5 years, and due to disability, death, or the recipient is older than $59\frac{1}{2}$, then the withdrawals are not taxed. Unqualified distributions are subject to a 10% penalty.

Now which should you contribute to? If the marginal tax rate before and after retirement is exactly the same, then mathematically **there is no difference** between these accounts.

Next, read my discussion on [tax rates](#). Due to tax brackets, money put pretax into a 401k is taken from the top, most expensive tax bracket. When you withdraw from your 401k, you start again at the lowest tax brackets, which aren't even taxed! You'd have to withdraw enough from your 401k (or generate enough income overall) to reach the same tax bracket again for the marginal tax rates to be the same. Otherwise, your tax rate when you withdraw from your account will be lower during retirement.

With a regular 401k, you can avoid state income tax. You may work in a high paying state that also has high taxes (California, New York, etc) but you can retire in a cheaper state with no state income tax. Then withdrawing from your 401k helps you dodge those state income taxes in retirement.

You can also rollover a 401k to a [traditional IRA](#) if you leave your firm. You can convert the traditional IRA into a Roth IRA when you feel like you are in a lower tax bracket. Thus, putting money into a traditional IRA gives you the flexibility to choose when you pay your taxes, versus paying your taxes always up front. You may sink into lower tax brackets if you go back to graduate school, or lose your job, etc. The flexibility is worth considering.

A Roth 401k is best for those with low incomes now, but much higher incomes later on. For example, medical doctors in residency get paid much less than doctors that have finished their residency. Thus, they should invest in their Roth 401k during residency, assuming when they retire they will spend more money than they are making now. If you are already in a high tax bracket and have no chance of moving down tax brackets, then a Roth 401k should be considered since you can lock in the tax rate you have now; there is no guarantee that taxes will not go up in the future (of course it could go down instead).

Thus, for most workers, a traditional 401k seems to be more valuable.

4.3.2 IRA/Roth Ira

The IRA (Individual Retirement Account) and Roth IRA have virtually all the same rules as their 401k counterparts, except with [more rules](#) added on.

1. Income Limits:

- tIRA: Contributions are still made pretax, but after a certain modified adjusted gross income (MAGI), you cannot deduct contributions to your IRA from your taxes anymore. However, you are still taxed on your contributions when you withdraw. Therefore, after a certain income limit, there is no point to contributing to the traditional IRA.
- Roth IRA: The Roth IRA has a higher MAGI limit than the traditional IRA, but unlike the traditional IRA, once you are above a certain income limit, your contribution limit to the Roth IRA decreases, and after a high enough MAGI, you cannot contribute to the Roth IRA at all.

2. Early Withdrawal:

- tIRA: The withdrawal rules are much stricter than the Roth IRA's [rules](#). It is still possible, but you should tread carefully.
- Roth IRA: You can withdraw all your *contributions* (not earnings) early from the Roth IRA without penalty (not that it would be a great idea).

So if you are above the income limits for the Roth IRA, are you stuck contributing to the traditional IRA with no taxable benefits? Let me introduce the Backdoor Roth IRA.

1. Backdoor Roth IRA

This backdoor allows high income individuals to contribute to a Roth IRA anyway. You put money into a traditional IRA *post tax*, you fill out the paper work to convert the traditional IRA to a Roth IRA, pay some taxes, and you're done. It is important not to attempt to claim the deduction on your traditional IRA contributions, because they were converted to a Roth IRA! You might also have to pay some taxes on the capital gains you earned while your money was sitting in the traditional IRA when you convert.

This method is completely **acceptable** according to the IRS. Note that you cannot go backwards, you can only convert from a traditional IRA to Roth IRA. Honestly, this method only sounds shady due to the name, but it is a logically necessary action to take to avoid paying more taxes than you need to. A visual guide to complete a backdoor Roth IRA **here!** If you are high enough income, the backdoor Roth IRA is the only way to save money in a tax advantaged IRA.

2. Mega-Backdoor Roth IRA.

If the Backdoor Roth IRA sounded cool, wait until you hear about the Mega-Backdoor Roth IRA conversion. Not everyone is able to conduct a mega-backdoor Roth IRA. You must:

- have a company 401k plan that allows after tax contributions.
- have a company 401k plan that allows withdrawals while you are still an employee.

The total amount your 401k allows you and your employer to contribute in total is \$57,000 or \$63,500 if you are 50 or older (in 2020). The steps to do the mega-backdoor roth is as follows.

- (a) Contribute up to the maximum of after-tax dollars into the 401k. Make sure these contributions are not Roth 401k contributions. If your employer has contributed a match, then you must deduct the match amount from the post-tax contributions you can contribute.
- (b) Withdraw the post-tax amount into your Roth IRA. This allows you contribute up to an extra \$37,500 into your Roth IRA for tax free growth.

The Mega-Backdoor Roth conversion should only be done with high income individuals. Again, the IRS has **rubber stamped** this procedure.

4.3.3 HSA

The HSA is the ultimate savings account. While initially meant for medical expenses, the rules are flexible for it to be counted as another retirement account that is more tax friendly than the IRA or 401k retirement accounts. Only those who have high deductible health insurance plans are eligible for an HSA account. The IRS defines a **high deductible** as \$1,350 for individuals and \$2,700 for families.

In exchange for a high deductible, you can put your money into the HSA, and invest the funds. Each year, you can **contribute** up to \$3,550 for individuals and \$7,100 for families, with an additional \$1,000 in catch up contributions for those over 55. These contributions are pre-tax. The growth from invested funds is tax-free as well.

Withdrawals are very interesting. If you use the invested funds for qualified healthcare expenses, you can withdraw the money tax-free. If you do take out money for distributions for non-medical purposes, you pay income tax as well as a 20% penalty. Withdrawing funds for non-medical purposes

when you are 65+ does *not* incur the 20% penalty, only the taxes. In this regard, it functions as an extra IRA account. As an extra tax-advantaged investment vehicle, it is already a great account.

Even more interesting, HSA have no time limit for reimbursements. You can get a knee surgery when you are 25, pay for it now, upload the receipt onto the HSA portal, then claim reimbursement when you are 65. If done correctly, you just bought yourself tax free growth for 40 years. There's an interesting amount of things that count as qualified reimbursements, but this list changes over time. More importantly, keep receipts of all medical transactions, because those receipts lead to tax free growth of your investments!

This account can easily pay for all your medical expenses in retirement if handled correctly. Do note that starting this kind of account is riskier when you are older; you have less time to grow funds, but are more susceptible to various illnesses and health problems. You are also stuck in a "worse" healthcare insurance plan with a higher deductible, so sudden surprises may incur bills that far outstrip your gains. However, if you are young and relatively healthy, this account is pretty much perfect for you.

4.3.4 529

A 529 plan allows tax free contributions and withdrawals for college related expenses. A 529 plan is not as flexible as the HSA plan, but you can still purchase things like textbooks, computers, and printers with 529 funds. 529 plans do not have contribution limits, but usually do not allow more contributions than necessary to pay for an education. Withdrawing for non-educational purposes is subject to a 10% penalty and taxes.

529 plans are state plans, so states usually give out a state tax deduction for investing in their 529 plan.

There is the concept of account holder and beneficiary. The account owner controls the funds and the money, but the expenses withdrawn for the beneficiary are tax-free. You can change the beneficiary at any time (i.e. child decides not to go to college, can use the funds for another child). Lastly, if the beneficiary receives a scholarship, the owner can withdraw money equal to the amount of the scholarship without penalty (there are still taxes).

You probably should not fund this before your child is born, because you cannot contribute more than what it would take to fund an education; thus waiting til your child is born before starting to contribute can be a prudent decision.

4.3.5 Taxable

The standard brokerage account. Your brokerage should send you tax forms every year indicating how much you owe in taxes to the government. Beware of capital gains tax: securities held for more than a year are taxed at 0%, 15%, or 20% based on income, while short term capital gains are taxed at regular income levels. Long term capital gains tax is almost always less than short term capital gains tax.

4.3.6 Asset Location

Asset location is the idea that certain securities are better off placed in a certain type of account, be it taxable or tax-advantaged. Asset location tries to find to optimal placement of your funds to minimize taxes.

If you like math, the [Bogleheads wiki on tax-efficient fund placement](#) is a great resource. Essentially, bonds and bond funds generate many taxable events when they pay out dividends, hence they are not tax efficient. Fixed income is taxed at your full marginal rate. By comparison, stocks

are more tax efficient; they mostly appreciate through capital gains and only dividends are really taxed. You are only taxed on equities if you sell them, which incurs capital gains tax. If you sell equities after holding them more than a year, you incur long term capital gains tax, which is taxed at your income bracket and is much cheaper than short term capital gains tax.

Because of this, you should strive to put most of your fixed income assets (bonds, REITs, etc) in your tax-advantaged accounts, to avoid unnecessary taxes. If you have a high dividend paying asset or fund, then should you prefer to place this asset in a tax-advantaged account as well, since these are tax generating events as well.

How much does this affect your overall returns? According to Morningstar's [paper](#), optimizing asset location generally does yield higher returns, on the order of 23 basis points after tax per year. Thus, these strategies do not add an incredible amount of value. More recent papers have cited that asset location value is actually lower than cited.

The simplest way to manage your asset location is to replicate the same allocation to all accounts. If you can, place some more bonds in your tax-advantaged accounts. In the end, it probably doesn't matter too much, especially if we cannot predict the future; regulations, laws, and expected returns can change as time passes.

4.4 Home Country Investment Bias and International Investing

According to [Vanguard's paper on Home Country Bias](#), they find that holding international equities consist of 60% of one's portfolio reduces volatility and increases diversification and overall returns. Therefore, allocation to international stocks should not be trivialized. I highly recommend all investors invest internationally.

Many investors question the necessity of investing globally. Yet ignoring global stocks would be a huge mistake! According to Dimensional's analysis of "[the Lost Decade](#)", the first decade of the 21st century produced mediocre returns for the S&P 500. Yet more surprisingly is that international stocks, especially emerging markets stocks outperformed the U.S. Thus, had U.S. investors invested more globally, they could have captured some of those returns and avoided the lost decade. The decade following flipped the script. The U.S. entered a bull market (that just ended due partially to COVID-19) and vastly outperformed the international equities. It's been considered [China's lost decade](#) due to their disappointing growth.

Thus, it is important to invest internationally and domestically, because we never know where the growth will come from. Diversification increases returns once again while reducing risk.

Some argue that U.S. investors don't need international exposure, since U.S. corporations have so many global supply chains that they inherently get international exposure. There is no real evidence to support this, and not all companies have global supply chains; this is probably only true of large corporations. Additionally, you also miss out on growth and arbitrage opportunities in international markets that don't affect developed markets.

However, there are also some tax concerns. Foreign dividends are taxed at higher rates, at least in the U.S. Therefore, it is acceptable to have a home country bias, but you should still be invested internationally, because diversification is still a huge benefit since it reduces volatility and risk.

International exposure also reduces the risk that a country collapses altogether, and avoids systemic problems in a country (take Japan's aging inverted population and their refusal to take immigrants). A 50/50 of home country vs international stocks split is an easy ratio to maintain that improves expected long term returns.

4.5 Why Dividends are Irrelevant

Many beginner investors irrationally target dividend paying companies or funds. Dividends are not relevant to determining which stocks return more over time. There is [peer-reviewed academic evidence](#) that investors should not have a preference dividend stocks alone.

Dividends do not come out of nowhere. They come from the company's leftover cash. How this is presented is that on a balance sheet, companies track their total asset values and total liabilities and debts. This leads to the equation: $\text{Assets} - \text{Liabilities} = \text{Stockholder's equity}$. When you give out dividends, you are giving out money taken out of the stockholder's equity and returning it to stockholders. Because the stockholder's equity partially determines the stock price, the stock price will drop after dividends are paid out. This must be true as long as $\$1 = \1 , because again dividends do not come out of nowhere. Therefore, the value of a company drops when they give out dividends, which makes sense because they are giving away cash they could use to invest in themselves. Ben Felix's [videos on Dividends](#) gives a great example.

On average, dividend growth stocks do tend to beat the market. But that is relating correlation with causation. The fact that they give dividends is not an indicator of a good stock. It just happens that dividend growth stocks tend to have some exposure to the profitability and investment factors, which help explain their returns in excess of the market. But by only investing in dividend stocks, if the profitability and investment premiums are not present for some time, then you have reduced returns because you are not exposed to the broad market and other factors by reducing the diversification of your investments. That is not to say that dividend funds have negative size and value factors.

Because you pay taxes on capital gains, dividends can be seen as a forced tax event. If you took two companies, but one gives dividends and one does not, you could have achieved the same liquidity by selling some of your holdings in the company that didn't give dividends; the difference there is that you have a choice in when and how much stock you want to liquidate. Dividends are really just a forced taxable event, since you are forced to pay taxes on those capital gains. Moreover, therefore, to truly maximize returns, you would automatically be reinvesting dividends anyway. Focusing on dividends reduces diversification and increases risk.

Dividends feel emotionally good. Getting cash always feels great. But mathematically they make no difference. Therefore, investors should not prefer dividend growing stocks.

4.6 Downside Protection and Investment Hedges

Downside protection sounds great. Protect your portfolio from a crash! Financial markets are volatile in the short term, but in the long term, riskier assets (stocks) have outperformed risk-free assets. Therefore, in the short term, declines in your portfolio are temporary.

With that in mind, downside protection only really protects you against temporary downturns. Note that "temporary" may be a few years or even a decade, but if your time horizon is long, such as several decades, then these market downturns do not truly affect your long term return. These downturns just become noise.

Downside protection appeals to irrational/emotional investors that don't want to experience short term downsides. However, risk and return are always related. You must take some risk in order to capture greater returns. If your time horizon is longer, you can afford to take more risks, since you have more time to rebuild.

If your time horizon is shorter, then it makes sense to invest a portion of your portfolio in bonds, because bonds are less volatile, but return less in the short term. It also helps to know your own risk tolerance, so that you don't make irrational decisions during bad times. However, know that

your long term expected return should be reduced if you continually engage in downside protection assets.

4.6.1 Gold

One of the most prolific commonly cited downside protection assets is gold. But gold does not offer great downside protection. Gold is store of value. It does not produce cash flow (such as bonds), and as a commodity that is not tied to a cash flow producing asset (such as stocks), it should have limited expected future return. Gold will only derive its value from prices that buyers seek. This makes gold more speculative in general, because there is nothing to say that gold will be valuable going into the future, *aside* from investor preference.

Warren Buffet argues that gold does not produce cash flow and that anything you buy with that gold instead that could produce cash flow would be inherently more valuable, because the discounted cash flow of money in the future also adds value to such an asset. Additionally, such assets can grow, be it farmland or ownership in companies.

In a 2012 paper, Claude and Campbell argue that gold is not a great inflation hedge. In incredibly long time periods, may beat out inflation; however these incredibly long time periods may be longer than your lifespan. Gold is volatile in the short term as well, which reduces its usefulness as an inflation hedge.

Nor is gold a good source of downside protection. In 2008 during the financial crisis, stocks dropped 40% globally. Gold's value increased by about 5.53%. Better than stocks, but bonds increased by about 14%, a much better increase.

Gold does have a slight negative correlation to stocks, but because it delivers no cash flow, it is not inherently better than stocks in the long run. It also does not do a good job of being an inflation or downside hedge, as there are other assets that do a demonstrably better job.

4.7 Other Investing Topics

If you want more investing information check out my [advanced investing](#) portion of this guide. I go over some more theory, environmental and socially responsible investing, using leverage for long term investing, and more.

5 Taxes

But in this world nothing can be said to be certain, except death and taxes – Benjamin Franklin

Planning for taxes is a prudent measure for your financial well-being. Recall that Al Capone was arrested not for his many crimes as a mafia boss, but for tax evasion. Even the Joker is afraid of the IRS. Make sure to always pay your taxes come April 15th!

5.1 Tax Brackets

How do taxes work? The U.S. taxes its citizens in a progressive fashion. All income within certain brackets are taxed at that rate; then all money at the next rate are taxed at that next rate. If you increase your income enough to put you in the next bracket, not all of your money is taxed at that bracket; only the money you earn above the tax bracket cutoff is taxed at the new rate.

For example, Bob earns \$38,000 a year. The money from \$0-\$9,700 is taxed at 10%, then money from \$9,701-\$39,475 is taxed at 12%. If Bob earns a raise of \$2,000 a year, he would earn \$40,000 a

year, enough to put him into the next tax bracket. But only \$525 of his income is taxed at the next tax rate, 22%. The rest of his income is taxed exactly the same. This is known as the *marginal tax rate*.

Considering only taxes, it is always better to earn more income. (The trouble with low income earners is that increasing their incomes may trigger several welfare benefits to fall off and decrease one's overall spending power.) Therefore, it is (almost) always worth increasing your income.

You can calculate your *effective tax rate* by totaling how much tax you are paying this year and dividing by how much total you made.

5.2 Tax Refunds

It may feel good to get a tax refund instead of paying taxes come April. After all, its more money in your pocket! However, this is the wrong way to think about tax refunds. In reality, tax refunds are not an optimal way to handle your money, since they represent interest free loans to the government.

If you get a tax refund, that means you withheld too much last year. While the government was storing your money, they were able to put it to use and earn money with it. If you withhold your taxes correctly each paycheck and pay taxes when you file, you were able to put that money to use, such as investing it or earning interest. In most cases, avoiding a tax refund is avoidable, by filling out your W-4 correctly or if you are self-employed estimating your deductions more accurately.

If you fill out your W-4 to minimize withholdings, then you must make sure to save enough for taxes or have enough credit lines to pay for your taxes.

5.3 Free Tax Filing Software

By law, there must always be an option to file your taxes for free, no matter how high your tax bracket or income is. Below are several options:

- **FreeTaxUSA:** Free for federal, small fee for state taxes
- **Credit Karma:** Should be free for everything, but newer player on the block and may make some mistakes. Still a valuable resource. (EDIT: They've been bought by Intuit, the maker of TurboTax, so they may not be available in the future)
- **IRS Free File:** Only applicable to those with incomes below \$69,000 a year. The IRS's own free filing software.
- **Turbo Tax:** Try not to use them. The reason the U.S. even has tax filing is because they lobby to prevent the IRS from just doing our taxes for us and make the tax code complicated enough that software is needed to accurately calculate everything.

5.4 Standard and Itemized Deductions

A deduction simply lowers the amount of tax you have to pay. The vast majority of tax payers will take the standard deduction that applies with their marriage status. The standard deduction is \$12,000 for a single person. You can find more about the standard deduction [here](#).

For self-employed tax payers or those with high costs outside of your job, you may want to itemize your deductions. This allows you to claim some expenses or losses and reduce your taxable income.

You typically only want to claim itemized deductions if your itemized deductions are higher than your standard deduction. Common expenses that qualify as itemized deductions are:

- Home mortgage interest
- Property, state, and local income taxes
- Investment interest expense
- Medical expenses
- Charitable contributions
- Gambling losses
- Miscellaneous deductions

The most interesting thing to note is that margin and real estate mortgage loans can be itemized and deducted from your taxes, a minor benefit that may increase your overall returns. Thus, itemized deductions are an argument for leveraging your investments, if your itemized deductions get higher than your standard deductions. Normally, it is not trivial to get up to \$12,000 in deductions.

5.5 Tax Loss Harvesting

Tax loss harvesting is the act of selling assets that have declined in value, then claiming a loss to lower your taxable income. This is another way to lower your taxes for the year.

Say that you just invested in the stock market, and they are worth less than what you bought it for due to a market downturn. You can sell these assets to claim a loss in your taxes. Usually after selling you buy a similar security, so that you don't actually miss out on any potential future gains. But because you have sold at a loss, you can then claim the loss on your tax filing and receive a deduction. You can buy back the original security after 31 days. If you do buy back that security before 31 days, you cannot claim this loss. (Note that the security actually has to be different. You can exchange a S&P 500 ETF for a total market ETF, but you cannot exchange a S&P 500 ETF for a different S&P 500 ETF, because those are essentially the same ETF. By buying a similar investment product, you avoid missing out on gains during the 31 days you cannot buy the original ETF.)

Tax loss harvesting is a great way to lower your tax bill, but you should try to time it correctly, otherwise you may sell out at an unopportune time and sell at a gain instead of a loss. **Tax Loss Harvesting is completely legal according to the IRS.**

Lastly, you can only deduct \$3,000 per year from your income, but if you harvest more than \$3,000, the deduction carries over to the next year repeatedly, until you have no more losses to deduct. (If you harvest \$7,000 of losses, then you can deduct \$3,000 for 2 years and \$1,000 for the third year.)

5.6 Private RSUs

Normally for RSUs, you are taxed when you received them as income; that's how it works for public companies. But for *private* RSUs, they cannot be sold except in some rare occasions; however you are still considered to have received income, and so must pay taxes on this income that you cannot use.

Companies have long realized it's dumb for employees to pay taxes on RSUs they can't actually sell, so most private companies issue *double trigger* vesting RSUs. You get the RSUs when

1. The vesting date arrives

2. The company goes public or there is some other liquidity event such as a sale.

If your company does not offer double trigger vesting RSUs, then perhaps the **83(i) tax election** may help you. This allows you to defer paying taxes on private RSUs for up to 5 years, which hopefully allows your company to go public by then. However, there are some weird requirements your company must satisfy for this exception to be applicable.

Also remember that you owe taxes on the whole sum of RSUs if both triggers for vesting are triggered in the same year! This is likely to push you up in tax brackets. To counter this, you may want to donate to charity on that year, since the taxable deductions have also gone up! In all likelihood however, you will need to plan ahead in order to meet your tax requirements come liquidity day.

5.7 Startup Options

If you exercise your options at least a year before the stock is sold or the company goes public, then your taxes are treated as long term capital gains, which reduces your taxes significantly. This does require some luck/foresight, because a lot can happen in one year; your options might become worthless. Thus, it is always a long term investment into startup option

6 Managing Your Credit

Credit is the ability to borrow money for goods and services, with the understanding that you will pay it back later and that the cost of advanced money also comes from the future (interest). Credit history is your history of lending and borrowing. Lenders use your credit history to determine how trustworthy it is to lend money to you.

Good credit is necessary to finance cars, purchase homes, or make large investments. Additionally, landlords you want to rent from, companies looking to hire you, insurance agencies trying to determine your rates, and others will look at your credit score to determine if you are a trustworthy person they want to engage with. Hence having good credit is always important.

6.1 Credit Report

Your credit report contains all the information about your borrow history. Your credit history contains the following items

- Number of credit accounts you have (loans, credit cards, mortgages, etc)
- Payment history of loans, whether they were on time or missed
- How much you have borrowed in the past
- Any severe credit infractions, such as car repossessions, foreclosures, credit card closures, bills sent to collections, etc.

Lenders use all this information to make a decision about whether to lend to you and at what rates. Information usually stays on your credit report for 7 years. Therefore an early mistake early in your life is not the end of your good credit history, but it will take some time to correct it.

6.1.1 Free Credit Reports

You should review your credit report each year, to ensure all the information is correct and that you have no lines of credit open that you do not know about; if you do, you may be subject to identity theft.

You are mandated by the law to receive at least 3 free credit reports each year, one from each of the major credit bureaus. Get your free report at the [Annual Credit Report Website](#). It may be best to stagger your credit reports throughout the year, since you only get one credit report from each of the three credit bureaus each year. Hence split over four months.

It also may not be the best idea to get your credit report from <http://annualcreditreport.com> if you need it in a hurry. If you contest something on the credit report using a free report, then they have 45 days to respond and fix your report, rather than the normal 30 days. (This is something built into the law through lobbying, of course.) So if you need something disputed immediately, it is best to just pay for the credit report from the bureau directly.

Make sure you save your credit report before you leave the website!!! If you leave the website, you won't be able to view your report again for another year or so.

Experian also offers [free credit reports](#). It doesn't include a free FICO score, but that can be found elsewhere.

6.2 Credit Score

To help narrow the decision to give you credit and at what limits and rates, creditors compute a credit score that determines how trustworthy you are. The higher the score, the lower risk of a borrower you are.

There are six factors that determine your credit score:

- **Payment History:** You want to stay at 100% of ontime payments. This factor counts for a large part of your credit score, and even one missed payment can drop your credit score by a lot. This has high impact on your credit score.
- **Credit Utilization Ratio:** This is computed by how much credit you used in a cycle divided by your total credit limit. You want a low utilization score that is not 0%. A sub 10% utilization ratio is the best utilization ratio. Lenders want to see that you are responsibly using your credit. Maximizing your credit usage means that you are not saving well and you may be stretch financially, and this puts you in a higher risk category. This has high impact on your credit score.
- **Derogatory Marks:** Bankruptcies and debts sent to collections. These really impact your credit score, so avoid this at all possible. Collections records can often be removed if they are false, but bankruptcies are harder to remove. This has high impact on your credit score.
- **Average Age of Credit:** Lenders like to see you have been using credit responsibly for a long time. Don't close your oldest account, since that will negatively impact your credit score. An account being open for 9+ years is optimal. This has medium impact on your credit score.
- **Total Number of Accounts:** Having lots of accounts actually helps build your credit score. Lenders like to see that you are using many different types of credit responsibly. Opening more lines of credit is also great if you need to access money in a pinch. This has medium impact on your credit score.

- Credit inquiries (hard checks): Credit inquiries happen if a potential lender runs a check on your credit. There are two types of credit checks:
 1. Soft pulls do not negatively impact your score. They are typically used by non-lenders who want to check that you are responsible, such as landlords or prospective employers.
 2. Hard Pulls do negatively impact your credit score for a short time. It is slightly counterintuitive, but if you are applying for credit, lenders may believe you are a higher risk because you have new debt obligations to fulfill, making you less likely to fulfill your other debts. However, they do not affect your credit score for long, and other credit scores are more important to increase as a result. Hard pulls are also not a big factor in determining your credit score.

6.2.1 Different Credit Scores

Unfortunately, there are many different scores that can be computed from the same factors.

- FICO 8: This is the score used by many lenders. Unfortunately, it is the score that is hardest to get your hands on as a consumer.
- FICO 9: This is a newer score used by some lenders. However, it is not as widely used as the FICO 8.
- VantageScore 3.0: This score was created by the credit bureaus themselves who don't want to pay Fair Isaac Corporations to use the namesake FICO credit score. However lenders do not often use this score, because it gives different weights and adoption is not so widespread. Credit bureaus will market this score to consumers; free credit monitoring services often give a VantageScore 3.0, where the credit bureaus want to push this new credit score.

If you are denied a loan or credit line due to your credit score, the lender is usually legally bound to give you a reason why; this involves your credit report and score, and so they will tell you your credit score, which gives you a glimpse into how you are doing as well.

6.2.2 Free Credit Score Options

It is more difficult to find a FICO 8 score, but most viewing your VantageScore 3.0 is still very valuable, since all the factors that go into your different scores are the same. With that being said, here are the best resources to get your credit score for free.

- **Credit Karma:** Credit Karma offers two VantageScore 3.0 scores from Equifax and Transunion, and also gives you some details into how your credit score was determined by letting you see parts of your credit report. Even though this is not the FICO score used by most lenders, the factors that go into this score are the same and so these scores should be a reflection of your normal FICO score.
- **Mint:** Mint automatically gives access to your VantageScore 3.0 from Transunion.
- **Discover's Credit Score Offering:** Discover gives everyone access to a real FICO 8 score from Experian, called Credit Score Card.

With a combination of Credit Karma, Discover's Credit Score offering, and free monthly Experian reports, you can view your credit report and score from all three credit bureaus, so you can ensure they are all consistent and accurately reflect your financial health.

6.3 Credit Freezes

This is quite important for financial safety and preventing identity theft. If you are not applying for a loan, then should freeze your credit report until you actually need to apply for a loan. A credit freeze makes it difficult to access your credit report, which prevents someone from masquerading as you and taking out a loan in your name. You should only have your credit unfrozen when you actually need it, rather than it being unfrozen all the time.

In the aftermath of the [Equifax breach](#), 147 million people had their credit information exposed by hackers. If you are one of those 147 million people, you should freeze your credit immediately! Prevent yourself from financial headache as you try to battle loans that aren't even yours. Credit freezes are free by law.

Credit freezes do cause annoyances however, since services like opening a bank account, insurance, new jobs, etc may look at your credit to determine if you are a good potential customer or employee. There are some downsides.

7 Insurance

7.1 Health Insurance

Here are some health insurance terms:

- Premium: the monthly amount you pay every month to keep your insurance plan active.
- Deductible: the amount you pay before your insurance plan starts to pay.
- Copayments: the rate that you pay for prescriptions, doctor visits, and other types of care. Different types of services have different rates (doctor checkups are cheap, surgeries are more expensive). In general, copays don't count towards your deductible, but do count towards your out of pocket maximum. Most plans cover 100% preventative services, so you won't have to pay for those.
- Coinsurance: The amount you would pay after your deductible. Usually measured as a percentage. The percentage you do not pay is covered by the insurance company.
- Out of pocket max: how much you are allowed to pay maximum for the year. Once you exceed this amount, the health insurance company pays the rest. In general, out of pocket maximum includes deductibles, copayments, and coinsurances.

One interesting note is that high deductible health plans (HDHPs) plans allow you to fund a HSA account. I covered [HSAs](#) in a previous section. These are good tax-free accounts, but HSAs usually only come attached with high deductible health insurance plans, which means you pay more out of pocket. If you're an older person you should likely get a low deductible health insurance without HSAs, since you can't really benefit from the growth part of the HSAs anyway.

7.2 Life Insurance

There are usually two types of life insurance products. Only one of them is worth getting. The purpose of life insurance is to make sure that whoever you leave behind (family, dependents, etc) is well taken care of and won't suddenly be left with a huge bill and half or none of the previous income. For example, your life insurance may help pay off your mortgage if you die prematurely, and provide financial support for your partner and children.

7.2.1 Term Life Insurance

Term life insurance insures a payout in the case of your untimely death. It is only active for a set amount of time; once that time period runs out, you can renew it or let it expire.

There is no savings component compared to whole life insurance. You pay the premium each month, and if you die, a payout occurs that was specified at the time you signed up for the insurance. Because of this, term life insurance premiums are much less compared to whole life insurance premiums. Term life insurance is usually the least costly life insurance available.

7.2.2 Whole Life Insurance

Don't get whole life insurance. It's not a good product. Whole life insurance pays out a death benefit and also includes a savings component where your cash value accumulates over time. Whole life insurance provides:

- a death benefit in case you die while someone else depends on your income.
- a death benefit if you die while no one depends on your income
- accumulates a cash value you can borrow against, using the insurance as collateral.
- an tax-free investment vehicle.
- some esoteric estate planning uses that most people don't need.

For starters, if no one depends on your income, then you don't need whole life insurance. This most commonly occurs when you are retired and have a comfortable savings. If you are retired and are not financially comfortable, you can only unlock this insurance money after someone dies! Which automatically alleviates some financial pressure in a morbid way. Additionally, while someone depends on your income to survive, term life insurance is a better buy.

Whole life insurance is expensive, and the returns are low; they average around 1.5-3% per year. Thus whole life insurance as an asset class is not a good asset class to invest in; you can invest in bonds or Treasuries to be extra safe and get a better return. Whole life insurance is pitched as a long term investment, which is even worse; for long term investments, you do need some risk to capture real returns, i.e. some equities in your portfolio. Because it is such a bad investment, it's not even a good tax-free withdrawal account to withdraw from retirement, because sometimes the returns don't even beat inflation.

Whole life insurance has high costs. The link does some math between term and whole life insurance, and the results are just heavily tilted against whole life insurance. Moreover, whole life insurance often has front-loaded costs, which costs you valuable time to compound your returns.

Even more damning is that 80% of people who purchase a whole life policy surrender it before they die. For a purchase that is meant to last a lifetime, it really doesn't. Save yourself the trouble and skip this policy.

8 Financial Advisors

What is the value of financial advice? There's the common saying good financial advice is the best advice you could ever receive in your life, but to pick out a good financial advisor requires good financial knowledge to begin with; by the time you can pick out a good financial planner, you could do it all yourself.

I don't think that's necessarily true. There are a lot of things many people know how to do themselves, but may want to let experts do for them, such as fixing their cars or plumbing their pipes. And it is always good to get a second opinion; having financial knowledge to evaluate others recommendations is always a good idea. You may not always be able to come up with the best ideas, but being able to rationally recognize what is a good idea is an important thing do.

In short, financial advisors don't just help with numerical finance, but also behavioral finance (how one behaves rationally even during bad times). If you feel like you might need help from panicking during a recession, then a financial advisor can save you lots of money in the long run.

8.1 Fiduciary Advisors

Fiduciary Advisors are bound by the law to put the clients interest above their own; they must disclose how they are compensated and any potential conflicts of interest they have.

Moreover, it is illegal to masquerade as a fiduciary advisor. Thus, the easiest way to ask if your advisor is a fiduciary advisor is to ask your advisor if they are a fiduciary advisor.

If you are looking for financial advice, look for a fiduciary advisor.

8.2 Fee Only Advisors

Fee based advisors are likely to be your best bet; they usually take a percentage of your overall networth you have invested with them, in exchange for financial advice that you may not be able to access elsewhere. Being fee based puts the financial incentive of the advisor largely in line with yours. By growing your networth, they earn more profits. They are not incentivized to push expensive financial products onto you such as actively managed mutual funds. They are incentivized to help you grow your funds long term.

The only downside with fee-based advisors is that they are encouraged to keep you invested as long as possible. If you want to get out into cash, they are not incentivized to let you do so easily; however, it could be viewed that cashing out your investments unless you are retiring is not a good financial decision anyway. If no one can predict markets accurately, then how would you know going to cash would be a good decision? It is the financial advisor's job to keep you from making rash and irrational decisions. In this frame, a financial advisor's role is to keep you invested during the bad times, and help you manage long term risk in the long term.

9 Advanced Investing

Here are some topics that are tangentially related to investing, but not immediately pertinent to how you invest. While knowing this information is good for your overall financial knowledge, it only adds a small amount of value towards increasing your overall returns. Knowing to invest in index funds is the biggest step in investing.

9.1 Efficient Market Hypothesis

An efficient market is a market in which asset prices fully reflect all information available to the public. If this is true, then the only way to profit from an asset market is to take risks that has already been priced into the market (ex: Google's cloud platform could take over the market, but it faces competition. If GCP takes over the market, then Google's stock prices rises. This is visible to all investors.) If the efficient market hypothesis is not true, then it is possible to *consistently* buy under valued stocks and sell overvalued stocks.

Of course, real life markets can only approach efficient markets. There is undoubtedly inefficiencies that allow arbitrage to occur: the [Medallion Fund's stellar returns](#) clearly indicate that there are opportunities to gain a profit aside from market growth. However, for the average investor, empirical evidence tells us that it is almost impossible to consistently pick the best stocks, and [active managers](#) also do not produce better risk adjusted returns.

There are good reasons to believe that markets should approach efficiency, aside from the fact that it is difficult to pick stocks correctly in the long run. Buyers and sellers compete in capital markets for their self interest. Buyers and sellers come to a agreement of the price to execute the trade. At high enough volume of trades (liquidity), the price becomes a mechanism to collect all information that buyers and sellers have (by putting a trade order out, you are affecting the price of the security, hence you are signaling you have some information that leads you to believe that some security is worth some price). No market participant can interact with the market in isolation. All of this makes it very hard to trade on information, because you do not know how the trader on the other side has interpreted that same information.

Some hedge funds, high frequency trading firms, and quants may be able to identify arbitrage opportunities through advanced computing. *Retail* investors, without big fancy statistical machine learning models and GPU farms to crunch through data, are at a massive disadvantage compared institutional investors. Retail investors may be able to pull off a win once in a while due to luck; just as many lose money due to that same luck. Only with massive amounts of data can you truly identify arbitrage opportunities; without such information advantages, it is impossible to attribute stock picking success to skill rather than luck. Institutional investors are likely to come up with prices closer to the true intrinsic value of a security. For more information about why it is so hard to pick out the true intrinsic price of a security, [watch this](#) or [this](#).

Therefore, retail investors should rely on the growth of capitalism and risks that have already been priced into the markets to grow their capital.

9.2 Risk Premium

A quick note on risk premium. By taking on risk, you expect higher future returns. Not guaranteed returns, but hopefully in the long run with more risk you have been rewarded with higher returns. In a simple example, this is why bonds return less than equities over the long run; fixed income represents less risk compared to stocks reliance on capital gains to produce returns. By taking more risk, you should expect higher returns, otherwise you would prefer to invest in a less risky asset that produces the same return.

Hence we talk about risk-adjusted returns. Stock prices should already price in the risks that companies face. We expect higher stock prices in the future, but because that reality has not come to pass yet, the price of an equity is lower right now, with a chance of rising (risk). These are the kinds of risk that an efficient market should price.

9.3 IPO Investing?

If you as a retail investor can get in on a IPO allocation, it is probably a signal that you should not invest in the IPO. IPOs have an allocation for accredited investors and the underwriting bank's partners. What's leftover is auctioned off to retail investors. Usually, accredited investors take up most of the IPO share allocation, and the underwriting bank goes on a roadshow to have a great launch day and get that IPO "bump". Therefore, as a retail investor, if you are given an allocation into the IPO, it means accredited investors have declined to invest in the IPO, viewing it as a dud. If you can invest in a IPO, then it is a signal you should not!

9.4 Currency Hedges

If you invest internationally, should you hedge your currency against fluctuations in exchange rates? According to [academic research](#), unhedged and hedged portfolios have almost identical returns, and any differences is likely due to chance; exchange rates have jumped around in value relative to each other overtime, but do not seem to exhibit an upward trend. In other words, you should not worry about currency differences.

9.5 Real Estate

Real estate can be a great investment. You get easier access to leverage through mortgages. You can save up for one property, pay parts of your mortgage over time to build equity in the property, then remortgage it or refinance the property to finance the purchase of your next property. Compared to the leverage options available to equities investors, mortgages are a very easy source of debt and capital. Hence, real estate almost has a leverage multiplier that allows you to accumulate multiple cash-flow producing properties quickly if you follow the [BRRRR](#) strategy.

I am not otherwise familiar with the specifics of investing in multiple real estate properties. I do know the risks are quite high and rental properties suffer during economic crisis, especially if you are heavily leveraged.

9.5.1 Buying vs Renting

Renting an apartment and buying your own home is not the simple comparison of monthly rental versus monthly mortgage payment. There are risks to homeownership and additional taxes. You cannot compare renting to building equity in a property. Rather, you must compare the total unrecoverable cost in renting to the total unrecoverable cost in owning a home.

[This video](#), [this video](#), and [this video](#), give various good explanations for why renting is not as bad as it seems and the evidence behind these assertions. The unrecoverable costs for a home come from maintenance, taxes, and the loss of income from renting your property (property derives its value from both price appreciation and rental income and by living in your home you forego the rental income). Additionally, as a homeowner you are exposed to various risks of property, such as storms, plumbing, and other bad luck. Therefore, you should not just consider the monthly cost of a mortgage vs a monthly rental, you should consider the overall cost of owning a home.

9.5.2 REITs

REITs (Real Estate Investment Trusts) are a way to invest in the profits of real estate without actually owning real estate. REITs own real estate and rent them out to produce cash flow. Investors can buy REITs on the stock market and take part of some of these cash flows. Appreciation of properties is reflected in appreciation of REIT shares.

Do REITs belong in a diversified portfolio? REITs solve some real estate problems, such as high buy-in cost, lack of diversification, and ease of access. There are of course index funds that track REITs, providing further diversification. Because they trade on stock markets, REITs are already included in total market indices, in proportional to their market share. Thus, the question is not if REITs belong in your portfolio, but if you should overweight REITs in your portfolio.

The academic literature does not support the idea that REITs belong in a well diversified portfolio. In a [2017 paper](#), Kizer and Grover are able to explain REIT returns through previously explained asset class factors. REITs can be explained with a mixture of stock factors and the bond factors (because they produce fixed income). They were able to produce a portfolio that had the

same factor exposure as REIT indices using small-cap value stocks and corporate bonds, and found that the stock and bond portfolio had better returns and better risk-adjusted returns. This [video by Ben Felix](#) gives a bit more detail into the paper.

Lastly, REITs are tax inefficient. REITs produce many taxable events from rental income. In a taxable accounts, REITs are especially inefficient.

REITs do not add diversification beyond the normal risks that equities face normally. Moreover, they are susceptible to normal risks of real estate (property damage, etc), that are not well compensated by taking this risk. Thus, in an optimized portfolio, REITs should not play a role beyond their normal market-cap weight. A better way to access REIT-like returns would be to weight small-cap value and some corporate grade bond funds to your portfolio.

9.6 Index Funds vs ETFs

Many investment products have both ETFs and index funds that track the same index. For example, VFIAX and VOO both track the S&P 500. However, they are different entities that are treated slightly differently.

Index funds are simply mutual funds; you put money into the fund, and it grows or shrinks depending on the assets. ETFs are shares tradable on financial markets. You can buy and sell ETFs like a regular stock. This gives ETFs more flexibility, since you can determine the price at which you enter your position (using limit orders and the like). With index funds, your money enters the fund at the end of the trading day; you get less choice at what NAV your money enters the fund. You get no choice in the timing of the trade. For long term investors, this should not make much of a difference.

Unfortunately, with choice comes some pain; ETFs are then subject to the [bid-ask spread](#). With ETFs that have less trading volume, they are subject to higher spreads and negatively impacts individual traders. For widely traded ETFs like VOO, this should not be much of an issue. ETFs may also trigger commissions when buying or selling, although most brokerages have zero commissions nowadays thanks to Robinhood.

ETFs often have lower expense ratios compared to the equivalent mutual fund. VFIAX has an expense ratio of 0.04%, while VOO only has an expense ratio of 0.03%. A minor difference, but this is prevalent throughout most ETFs and index funds.

Index funds often have a minimum investment. VFIAX has a investment minimum of \$3,000. ETFs do not have an investment minimum, aside from the price of one share. This lowers the barrier for entry. However, ETFs can be slightly inefficient because you may be left with leftover money that could not purchase a share evenly. Index funds do not suffer from this problem because you can put any amount of money into the fund so long as you meet the minimum. If your brokerage allows for fractional shares, then this weakness of ETFs largely goes away. This issue of leftover money also affects dividend reinvestments. Index funds allow you to reinvest dividends down to the last penny; ETFs may not allow you to do that, or are less efficient at it.

Finally, ETFs may be more tax efficient. ETFs do not pass on capital gains tax to their customers, while index funds may pass on capital gains tax. [This article](#) explains more about tax efficiency.

In the end, the differences are very minute. Both are good ways of matching an index and keeping invested. Personally I use ETFs in taxable accounts, and a mix of both in tax-advantaged accounts, though I may switch to ETF only for the sake of convenience.

9.7 Lump Sum into the Market?

According to a [Vanguard paper](#), if you have a large sum of cash available for investing (bonus, lottery, etc), you are better off investing the cash into the market all at once rather than splitting the investments into multiple investments over time. 2/3rds of the time, putting the lump sum into the market results in a better long term outcome.

It is only better to split the investment into multiple investments (called dollar cost averaging, or DCA, for some reason) when there is a market downturn; logically by splitting the payments, you are more likely to buy in the dip, which results in a better outcome. However, as we know, we cannot accurately time the market! You could end up splitting the payments over months, missing out on some gains as you buy, then after you buy the market drops; then you are far worse off than if you had just put it all into the market at once. It is only emotionally better for investors to split a lump sum, on the chance they invest it all right before a crash; it is mathematically better to put your money in at once.

9.8 Money Market Mutual Funds

Money Market Mutual Funds are low risk investment vehicles that invest in assets with a maturity date of less than a year. They are supposed to be highly liquid funds that are relatively risk free and are supposed to maintain a net asset value (NAV) of \$1/share.

The types of funds are:

- **General Money Market Funds:** These funds invest in a variety of instruments, including treasury bills, CDs, commercial paper, etc. They are non-weighted towards treasury bills. These instruments are exposed to higher credit risk due to higher exposure to commercial paper and non-treasury holdings. These types of funds are taxable by both state and federal incomes.
- **Treasury Money Market Funds:** Treasury funds invest only in government treasuries. Thus they theoretically have no credit risk, because the U.S. government is determined to have no credit risk (especially since it can just print more fiat money). Treasury interest is exempt from state taxes but still taxed federally.
- **Tax Exempt (Municipal) Money Market Funds:** These invest in municipal money market instruments, and are immune to federal taxes. They are subject to credit risk.

9.8.1 Money Market Account vs Money Market Mutual Funds

This is not entirely related to investments, but there is often confusion between money market *accounts* and money market *mutual funds*.

Money market accounts are entities created by banks as a savings vehicle, much like a regular savings account. Money market accounts differ from savings accounts because they can invest in short-term, fixed income investments such as municipal bonds to try and attain a higher interest APY. Money market accounts are FDIC secured up to \$250,000. As with normal savings accounts, you are limited to six withdrawals per month.

Money market mutual funds also invest in riskier assets like fixed income, as do money market accounts. This enables money market accounts to return better interest rates compared to normal savings accounts over time, though this is not always true. Money market mutual funds are not FDIC insured, but allow greater flexibility in transfers and withdrawals. Moreover, there is the concept of money market mutual funds maintaining a share value of \$1, thus you are buying shares

of the mutual fund that hopefully pay a good dividend. Money market mutual funds often deliver more varying returns, where money market accounts usually state a fixed APY that reflects the Fed's interest rate.

9.8.2 "Breaking The Buck"

It is important that money market mutual funds maintain a value of \$1/share. If the fund's NAV (Net Asset Value) drops below \$1/share, it is known as "breaking the buck". Businesses rely on these funds to maintain their assets overnight. Thus, they are thought to be as secure as cash. However, in the 2008 crisis, the NAV for the Reserve Primary Fund fell to 97 cents per share. This reduced confidence in the funds and almost led to a run on the money market funds. The government stepped in to ensure that the NAV went back to a dollar per share. Dozen of other money market funds were in danger of breaking the buck too, which forced those companies to subsidize the losses.

This is relevant to us, because money market funds often generate higher returns, while being treated almost like cash. Indeed, I advocated for using Fidelity's Cash Management system to invest your liquid debit holdings into a money market fund; however there is a risk of the NAV actually falling below \$1 and asset values declining. I believe that most companies and the government cannot allow these funds to fail, else the confidence in the economy and market as a whole falls, but intervention by these entities cannot be relied upon to preserve the value of your cash. Note that these markets should only fail in a black swan event.

Money held in between investments are held in money market mutual funds. Thus there is already the implicit hope that such funds do not decline in value.

9.9 Environmental, Social, and Governance Investing (ESG)

I have no problem with socially responsible investing; after some people hold onto their morals tightly. Just know that if you do invest in ESG companies, you should expecting lower future returns.

First and foremost, socially responsible investing reduces diversification. You reduce the number of companies that you can invest in, or overweight companies that are not weighted as highly in a traditional market-cap weighted index. Lack of diversification increases risk and and volatility, and likely reduces expected returns.

Recall that parts of investing are counterintuitive, such as the value factor premium. By buying up ESG company stocks, socially responsible investors bid up the price of such securities. In doing so, ESG companies have easier access to capital (they can raise more capital in financial markets). But in doing so, they lower the future returns of those securities, since those securities become more valuable than before. Recall that the value premium shows that cheaper value companies produce higher returns in the long run. Then by bidding up the price, ESG companies have a negative value factor, which impacts long term returns.

By investing in ESG indices, and you are almost making a bet that the markets in the long term will favor ESG companies, that one day in the future, non-ESG companies will be heavily penalized somehow. There is no data to support if this bet will come true or not. Socially responsible investors can also be reassured that ESG companies are usually more **profitable**. This could offset the negative value premium that ESG companies face.

You should also make sure the ESG index you track is actually, you know, socially responsible; **8 of of the 10 biggest ESG funds** are invested in oil companies that are slammed by environmentalists. Matt Levine's **funny analysis** underlies a problem; investors want to invest in ESG funds and they

also want to invest in the S&P 500. Therefore, the "goal is to track the S&p 500 while having ESG in the name" and so you need to be really careful about how ESG conscious a fund really is, because they attempt to invest in the least offending companies; if the least offending companies in a sector still pollute the environment heavily, then you don't have too many choices!

9.10 Leveraged Investing

Lastly, it should be considered whether an investor should take on debt to increase their returns on their portfolio over time. [Ayres and Nalebuff](#) write that it is considered prudent for young investors to use leverage while they are young and can take greater risks to ensure better returns in the market in the long run.

The basic idea is that young investors when they are beginning to invest have very little cash to actually invest, when it is most important to invest. Therefore, the bulk of your investments come when you are older, and so you are not "time" diversified. For example, you could be investing the bulk of your money during a downturn, and you cannot really avoid this. Therefore, using leverage can frontload your investments, giving you more time diversification, increasing returns now.

Of course, we should consider the cost of leverage. It is difficult to secure a line of credit without previously owning assets (quite the catch-22). One way to secure leverage is to use margin loans, which use your currently invested assets as collateral. Your brokerage provides you a loan at some interest rate, and there is no pay back date. Instead, every month you hold the loan, you pay some interest to keep the credit line open. Additionally, if your portfolio declines below some value, the brokerage reserves the right to sell your assets to cover the value of the loan, known as a margin call. Taking a loan magnifies both gains and losses. With margin calls that could happen and magnified losses, margin loans must be carefully considered.

Another way to gain leverage is to use leverage built into securities themselves. For example, SSO is a leveraged ETF that seeks to deliver twice the returns of S&P 500 daily. Gains and losses are both magnified. One problem with leveraged ETFs is that they reset their leverage at the end of day. Over the long run, a leveraged ETF is likely to produce returns less than the multiplier they advertise, due to this time decay. Sideways volatility in price movement also negatively affects gains.

The last way to achieve cheap-ish leverage is to use options, specifically deep-in-the-money LEAPS (options that expire more than a year later), as recommended by Ayres and Nalebuff. LEAPS (Long-Term Equity Anticipation Securities) have the advantage in that they use leverage implicitly, rather than explicitly. Your losses are capped at 100% of your stake, you cannot end up owing money, which is a huge draw. With options, you can control more shares than if you had bought the shares outright giving you implicit leverage. Read more about [LEAPS Rolling](#).

However leverage is achieved, the investor should put the long term in perspective. Even if your account is wiped out due to leverage, you have many years to rebuild your capital, especially if you are a high income earner. Therefore, taking this kind of risk can make sense in the long run, especially if interest rates are low enough. Of course, risks are magnified, and so behavioral risks are also magnified. The most important thing is still to keep invested, even in the face of losses. If leverage would make you more likely to panic sell at a loss, you were better off not levering up your portfolio in the first case.

In short, leverage should be considered for young investors to achieve greater long run returns, if appropriate leverage can be found.

10 Misc

Some stuff that didn't really fit elsewhere. This may have some details or specific accounts you should look at, or some extra details that are not entirely relevant to financial literacy but are cool to know.

10.1 Credit Union vs Banks

Credit unions are non-profits, while banks are for-profit organizations (duh). They are managed by the community, for the community. Because they have no profit mandate, they can give out higher yields or offer lower loan interest rates. By putting your money into the credit union, you actually own a part of that credit union, making the customers the owners of the credit union. This ownership structure helps make sure the money is put to good use for the community.

Your money is as safe in a credit union as it is in a normal bank. Credit unions are backed by the government's NCUSIF, which insures your money if a credit union fails.

10.2 Fidelity Cash Management

In my opinion, Fidelity's Cash Management service is the best "checking" account there is possible. You get the benefits of a completely free and easy to access checking account with the return of a comparable high yields savings account. There are zero fees (international spending included), the account refunds all ATM fees, free wires and transfers, and no minimums.

What's most interesting is that you can purchase Fidelity's [money market mutual funds](#) with this account, and still keep all the funds liquid. If you withdraw money and you don't have enough cash in the account, then Fidelity will automatically sell some of your money market fund holdings in order to cover the difference, as specified in their [overdraft policies](#) for the cash management account. Money market yields are often much higher than normal interest rates; comparable to a [high yields savings account](#). Cash in the account is FDIC insured up to \$1.25 million.

(There is a small risk is that the [buck can break](#).)

10.3 High Interest Rewards Checking Accounts

Some checking accounts pay no interest. Then there are some checking accounts that pay up to [5% APY](#), which is higher than some savings accounts. They do have some requirements to meet:

- Enroll in electronic statements
- Make one automatic deposit (sometimes this must be a payroll deposit)
- Make at least 10 deposits per month using their debit card.

The flaw in this is that you are relying on debit rather than credit. Building credit is very important, and making at least 10 purchases with your debit card often means you forgo using your credit card. Moreover, you lose out on the cash back bonuses from your credit card, you lose out on opportunities to build credit, and you lose credit card protections (fraudulent purchases, transaction disputes, etc. Also, buying on credit is an interest free loan from your credit card company if you pay on time every month). However, if you're a high spender and can stomach less credit card usage, rewards checking may be for you. I personally am not a fan of this, because you often won't be making that much per year (usually less than a thousand a year), in exchange for some non-trivial requirements.

Find out various rewards checking offers [here](#).

10.4 Other Good High Yield Savings Account Options

Some credit unions have some high yield savings account that is capped by some balance, i.e. you earn high interest on low amounts of money. The high interest balances may be small and may require you to spread out your money into more disparate accounts, but its a way to squeeze out more interest in a low interest environment. The following is a list of credit unions that also have some good high APY savings accounts.

10.4.1 Patelco Credit Union Reverse Tier Money Market

Essentially, this account is good for small balances to accrue APY. The APY tiers are as follows.

Amount (\$)	APY
0-2000	2%
2000.01-5000	1%
5000.01-10000	0.5%
10000+	0.35%

This account was better when the top APY was 3% rather than 2% before the Fed dropped rates. But it's still a decent account that gives you a high APY for small balances. The 2% still beats most other current high yields savings accounts.

10.4.2 DCU Primary Savings

DCU's savings account rewards small balances up to \$1,000 with a yield of 6.17% APY. The account pays a whooping 6.17% APY on the first \$1,000, then the APY drops steeply after that. DCU is a credit union that is local to Massachusetts, but anyone can **sign up** by becoming a member of the Reach Out for Schools non-profit, which costs a single donation of \$10 dollars to join. There are no yearly fees.

In my opinion, it's almost always worth putting a thousand into this account and generating sixty dollars a year. In an interest starved environment, we have to eke out what we can. I can personally vouch for this account, as I am using it now.

10.4.3 Other Options

- [BECU Member Advantage Savings](#)
- [Premier Members Credit Union Reverse Tier Money Market](#)
- [Blue Federal Credit Union](#)
- [Redstone Federal Credit Union Brighter Day Savings](#)
- [St. Mary's Bank Rainy Day Savings](#)

10.4.4 Prepaid Savings Accounts

An **interesting type of account** is to have signup for a special type of credit card, prepay it, then move that money into a special savings account you can only have with the credit card. The savings account is the best part however, it pays about 5% APY on account balances up to \$1,000. There are seven total cards that allow this, each 5% APY up to \$1,000, so you can earn 5% on \$7,000.

I'm wary of these accounts, because of the amount of hoops you have to jump through to get the APY. People on the Bogleheads forum have said this checks out however, so if you're adventurous give it a shot. I might try it out myself one day.

10.5 Churning

Churning is the act of signing up for some product with the goal of attaining the signup bonus associated for new users and cancelling the product after. The goal is to go through as many of these products as possible, getting all the signup bonuses. Churning is usually associated with credit card and bank account churning.

10.5.1 Credit Card Churning

Users with high credit scores can apply for the best credit cards, which have the best cash back bonuses and signup bonuses. Most notably, the signup bonuses are pretty easily accomplished; spend \$500-\$1000 within a certain time (usually 3 months) with the new credit card. If you chain these bonuses well enough, then you can [finance entire free vacation trips](#). Once you have claimed the bonus, you can cancel the card, and move onto the next card.

There's a whole culture devoted to "churning" through credit cards, i.e. signup for a new credit card. See [r/churning](#) for more information; they have great resources and referral resources for newcomers and ongoing information. Doctor of Credit also has an [updated list of bonuses and requirements](#) for credit cards.

Tips and tricks:

- Opening many credit cards at once can be advantageous; credit bureaus will assume you are just shopping around for credit, and combine all the hard checks into one, so you can get multiple cards for one credit check!
- Read the fine print. Some cards have restrictions that make it not worth to sign up for, such as having to open a bank account with the company as well, or if you have a card with that institution already, they will not give you the bonus.
- If a card has an annual fee, most cards won't charge an annual fee if you cancel the card before the year is up.
- Don't mess up, or the amount of credit you have can really tank your score.

10.5.2 Bank Account Churning

Bank accounts also offer signup bonuses if you open an account with them and meet certain criteria, such as making a certain number of deposits or deposit a certain amount of money. Then obviously you can make a couple thousand by just storing your money around for a few months at one institution, and once you have earned the bonus, move your money to the next bank and set up your deposits to earn the bonus again. Doing this you could make a cool few thousand or so.

Be warned that you do need some decent credit to do this. Banks will often not give the bonus if you don't have good credit to begin with (banking risk). These account signup bonuses may require a soft pull or even a hard pull when you open the account.

This is another good reason to use credit cards. It abstracts away how you store your money from how you fund your immediate life; if you were tied down to debit cards, bank churning strategies would be much harder.

You can make some serious cash with churning. If you have \$10,000 in the bank with a generous 2% APY high yields savings account, you should expect to make around \$400 in interest that year. A survey of bank account bonuses seem to indicate average bonuses range around \$150-\$200. Assuming that you need to keep your money in the account for 3 months to keep the bonus, you could make \$600-\$800 with bank account churning; this doesn't count any interest you could accumulate with your money sitting there, since some of these account bonuses are attached to high yield savings accounts. So with some work, you can make more than just having your money sit there. Anecdotally, [stories on r/churning](#) have people making a couple thousand through these methods.

Doctor of Credit has an [updated list of bank bonuses](#) and their [requirements](#).

10.6 Financial Management Resources

10.6.1 Budgeting

I use both these apps, each has their own benefits and drawbacks. They all have been able to link all of my external accounts so far.

- [Mint](#): Decent budgeting app, can link to all your external bank, investment, and billing accounts.
- [YNAB \(You Need a Budget\)](#): Good budgeting software, but requires a subscription. For those who seriously need a budget, this is better than Mint, because it can actually help keep you on track.
- [Personal Capital](#): More for tracking networth and planning your investments. Be aware they offer great financial analysis tools, but the account is used by Personal Capital Wealth Management to pitch their own services, which most investors won't need.

10.6.2 Other

- <https://www.portfoliovisualizer.com>: great for optimizing your portfolios and run a couple Monte Carlo simulations for your retirement savings. You can simulate market downturns and account for expected inflation as well. I use it all the time to model different portfolios and see their expected returns as well as largest downturns. The website also supports the 5-Factor Investment models, and can give you the values of each factor for a given index fund or portfolio. Fantastic tool all around, mostly free.

11 Acknowledgements

- Partially inspired by Carey Nachenberg's [Finance 101 guide](#). Also thanks to his constructive feedback.
- Meera Rachamallu: Her feedback was also invaluable.
- Shirley Zhang: Great support.

Written with [Emacs Org-mode](#) and [L^AT_EX](#).